

GENIUSES
WELCOME

MasteringChemistry in der Lehre

Auf dieser Plattform finden Sie *Übungsaufgaben*, *Simulationen*, den *eText* und diverse weitere *Zusatzmaterialien* passend zum Inhalt des in der Vorlesung verwendeten Buches.

Außerdem eine *Leistungübersicht*, mit der Sie Ihren persönlichen Wissenstand überprüfen können.

Ihr Zugang ist konzipiert für folgendes Buch:

Chemistry: The Central Science

Global Edition, 13/E

Bruce E. Bursten, *University of Tennessee, Knoxville*

Catherine Murphy, *University of Illinois at Urbana-Champaign*

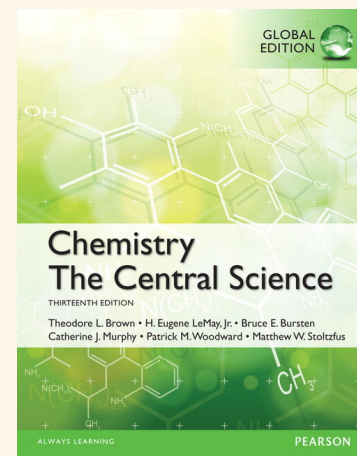
Patrick Woodward, *The Ohio State University*

Theodore E. Brown, *University of Illinois at Urbana, Champaign*

H. Eugene H LeMay, *University of Nevada, Reno*

ISBN-10: 1292057718 • ISBN-13: 9781292057712

©2015 • Pearson



Agenda

1. Was wird benötigt?
2. Wie registriere ich mich?
3. Wie starte ich in MasteringChemistry?
4. Fragen?

Was wird benötigt?

1

Was wird benötigt?

Ihr persönlicher **Access-Code:**

<< WSMBCE-QESHM-BOSSY-CAVAN-FLASH-PROSE >>

Die URL für die **Registrierung:**

<http://www.masteringchemistry.com>

Notieren Sie sich Ihre **Course-ID:**

<<MCMOTSCHMANN48319>>

Wie registriere ich mich?

2

Registrierung auf MasteringChemistry
Go to <http://www.masteringchemistry.com>

➤ Klicken Sie auf '**Register Now - Student**'

BREAKTHROUGH
To improving results

Our goal is to help every student succeed. We're working with educators and institutions to improve results for students everywhere. [Learn more >](#)

EDUCATORS >
Features
Get Trained
Support
More...

STUDENTS >
Get Registered
Support
More...

ADMINISTRATORS >
Results
Features
More...

Sign In
Already registered? Sign in with your Pearson account.

[SIGN IN](#)

[Check your browser](#)

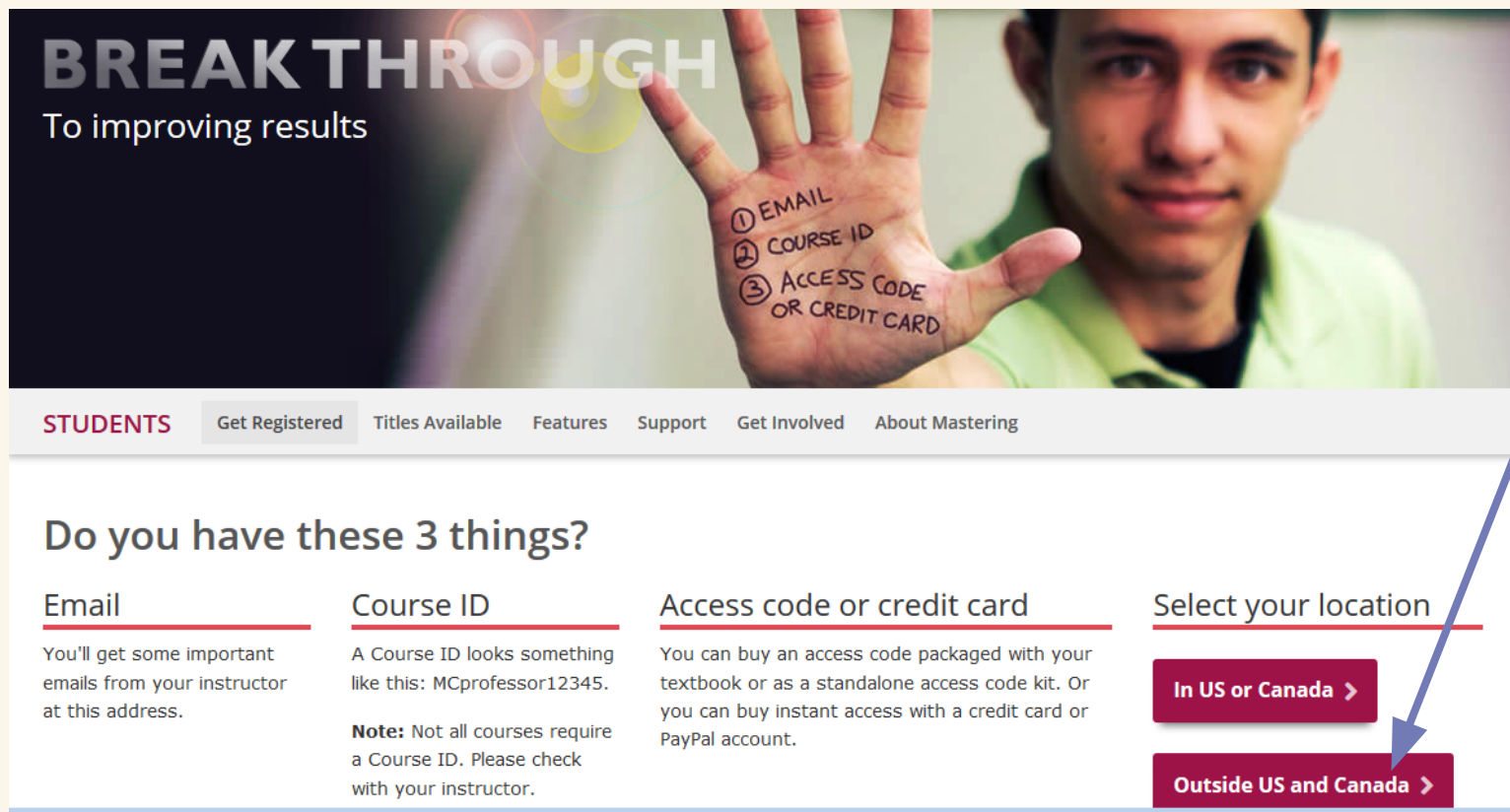
Register Now
Need access? Start here!

[STUDENT](#)

[EDUCATOR](#)

Registrierung auf MasteringChemistry

- Wählen Sie 'Outside of US and Canada'.



The image shows the MasteringChemistry registration page for students. At the top, a banner features the text 'BREAKTHROUGH To improving results' and a photo of a man holding up his hand. On his palm, three items are listed: ① EMAIL, ② COURSE ID, and ③ ACCESS CODE OR CREDIT CARD. Below the banner is a navigation bar with the 'STUDENTS' tab selected, and links for 'Get Registered', 'Titles Available', 'Features', 'Support', 'Get Involved', and 'About Mastering'. The main content area is titled 'Do you have these 3 things?' and is divided into four columns. The first column is for 'Email', the second for 'Course ID', and the third for 'Access code or credit card'. The fourth column is for 'Select your location', which contains two buttons: 'In US or Canada >' and 'Outside US and Canada >'. A blue arrow points from the right side of the slide to the 'Outside US and Canada >' button.

BREAKTHROUGH
To improving results

① EMAIL
② COURSE ID
③ ACCESS CODE OR CREDIT CARD

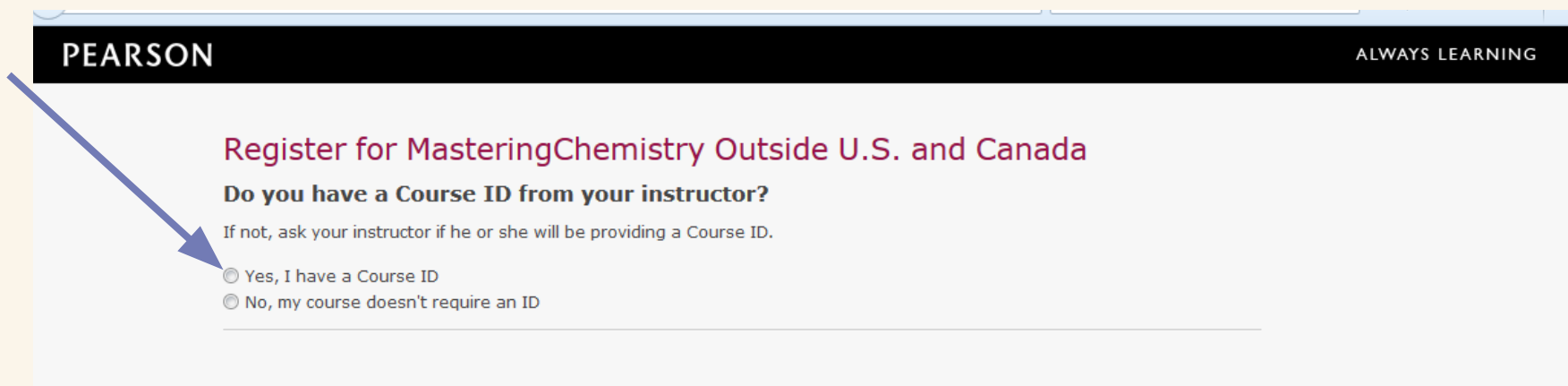
STUDENTS Get Registered Titles Available Features Support Get Involved About Mastering

Do you have these 3 things?

<h3>Email</h3> <p>You'll get some important emails from your instructor at this address.</p>	<h3>Course ID</h3> <p>A Course ID looks something like this: MCprofessor12345.</p> <p>Note: Not all courses require a Course ID. Please check with your instructor.</p>	<h3>Access code or credit card</h3> <p>You can buy an access code packaged with your textbook or as a standalone access code kit. Or you can buy instant access with a credit card or PayPal account.</p>	<h3>Select your location</h3> <p>In US or Canada ></p> <p>Outside US and Canada ></p>
----------------------------------------------------------------------------------------------	--------------------------------------------------------------------------------------------------------------------------------------------------------------------------------	-----------------------------------------------------------------------------------------------------------------------------------------------------------------------------------------------------------	-----------------------------------------------------------------------------------------------------------------------------

Registrierung auf MasteringChemistry

- 'Yes, I have a CourseID': MCMOTSCHMANN48319



PEARSON ALWAYS LEARNING

Register for MasteringChemistry Outside U.S. and Canada

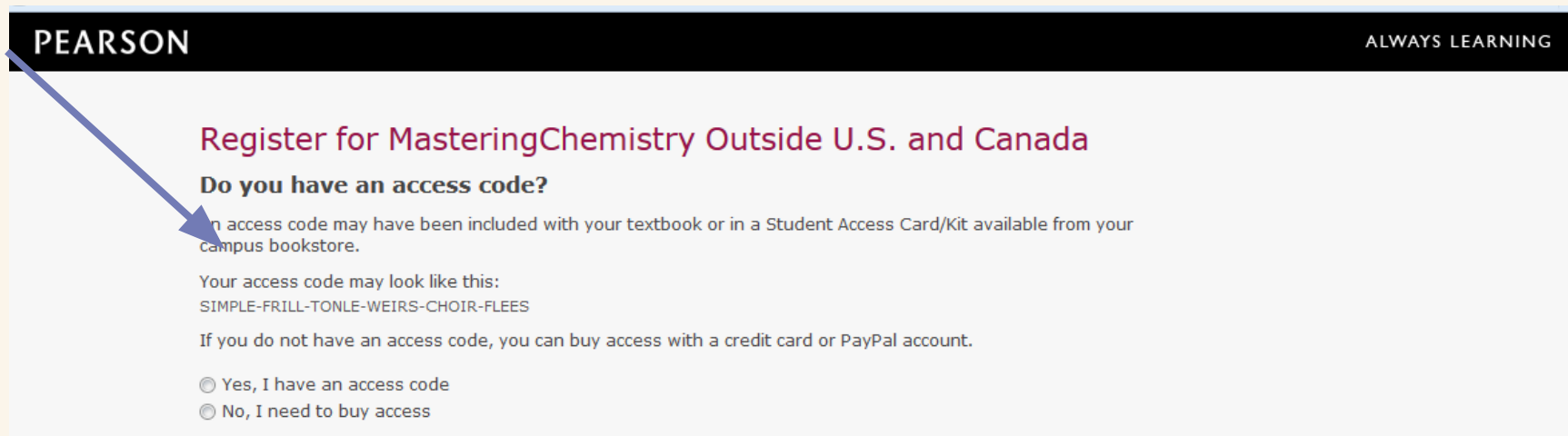
Do you have a Course ID from your instructor?

If not, ask your instructor if he or she will be providing a Course ID.

☒ Yes, I have a Course ID

☐ No, my course doesn't require an ID

- 'Yes, I have a access code': WSMBCE-QESHM-BOSSY-CAVAN-FLASH-PROSE



PEARSON ALWAYS LEARNING

Register for MasteringChemistry Outside U.S. and Canada

Do you have an access code?

An access code may have been included with your textbook or in a Student Access Card/Kit available from your campus bookstore.


Your access code may look like this:
SIMPLE-FRILL-TONLE-WEIRS-CHOIR-FLEES

If you do not have an access code, you can buy access with a credit card or PayPal account.

☒ Yes, I have an access code

☐ No, I need to buy access

Registrierung auf MasteringChemistry

- Lesen Sie die License Agreement und Privacy Policy durch,
- Klicken Sie den  -Button, um die Registrierung fortzuführen.

PEARSON

License Agreement and Privacy Policy [Help ?](#)

By registering to use a Pearson Education online learning system, I certify that I have read and agree to the **Pearson License Agreement** and the **Pearson Privacy Policy**.

I understand that my personal information may be stored in and/or accessed from jurisdictions outside of my resident country. I consent to this storage and/or access.

The personal information that I use with a Pearson Education online learning system can include my name and contact information, my answers to questions that are part of the course, my marks on tests or other course requirements, and any comments about me made by my instructor.

Privacy Policy [?](#)

Pearson Education Privacy Statement

Pearson Education ("Pearson") recognizes the importance of protecting the privacy of Personally Identifiable Information about you as a user of our online learning applications, websites and educational evaluation tools ("applications"). Follows is an overview of Pearson's Privacy Policy which is wholly contained within the [Pearson End-User License and Privacy Agreement](#) to which end users consent when registering for a Pearson application.

Information considered by Pearson to be Personally Identifiable Information ("PII") is: your full name, address,

License Agreement [?](#)

Pearson Education End User License Agreement and Privacy Policy

These terms constitute an agreement between You and Pearson Education, Inc, and its direct and indirect affiliates ("Pearson"). Access or use of the website and/or service for which You seek registration constitutes

Registrierung auf MasteringChemistry

Auf der Seite **Access Information**, werden Sie danach gefragt, ob Sie bereits ein Pearson Account besitzen.

➤ Wenn ja, klicken Sie Bitte **Yes**.

Geben Sie Ihre Daten ein.

➤ Wenn nicht, klicken Sie Bitte **No**.

Wählen Sie Bitte ein Benutzernamen und Passwort und bestätigen Sie Dieses.

➤ Geben Sie Ihren **Access Code** ein und klicken **Next**.

PEARSON Steps to Register

Access Information Account Information Confirmation & Summary

Access Information *Fields are required [Video Tutorial](#) [Help](#) ?

Do you have a Pearson Education account? ?

☐ Yes

☒ No

* Create a Login Name

It is recommended that you use your email address as your login name. It must be at least 4 characters. [See acceptable characters.](#)

* Create a Password

Create a password. It must be at least 8 characters long and contain one number. [See acceptable characters.](#)

* Re-type your Password

☐ Not Sure

Access Code ?

Enter your access code.

* Access Code

- - - - -

Example
SIMPLE-FRILL-TONLE-WEIRS-CHOIR-FLEES

Cancel Next ►

Tipp: Nutzen Sie Ihre StudentenID als Login-Namen. Sie ist einzigartig und einfach zu merken!

Registrierung auf MasteringChemistry

Wenn Sie noch kein Benutzerkonto angelegt hatten, möchten wir Sie bitten folgende Informationen auszufüllen. Diese helfen uns dabei, Ihnen bei eventuellen Fragen (siehe Seite 18) gezielt weiterhelfen zu können.

- Geben Sie Ihre **eMail-Adresse** ein.
- Wählen Sie Ihr **Land** und Ihre **Universität** aus.
- Wählen Sie eine **Sicherheitsfrage** aus und geben die Antwort ein.
- Klicken Sie **Next** um Ihre Registrierung abzuschließen.

The screenshot shows a registration form titled "Personal Information" with a help icon. It contains the following sections:

- First Name** and **Last Name** input fields.
- Email Address** input field with a note: "Instructors might send course information to your email address. Important subscription and system information will also be sent to you." Below the field is a link: "Enter a valid email address: [See acceptable characters.](#) [Don't have an email address?](#)"
- Re-type Your Email Address** input field.
- School Location** section with a **School Country** dropdown menu (currently showing "Select A Country").
- Security Question** section with a note: "If you contact us, we will ask you this question to confirm your identity." It includes a **Security Question** dropdown (showing "Select the question you want us to ask you") and a **Your Answer** input field.
- May we contact you?** section with a checked checkbox and the text: "Let me know about other Pearson Education products and services to help me succeed."
- Navigation buttons at the bottom: "Back", "Cancel", and "Next".

Nach erfolgreichem Abschluss Ihrer Registrierung erhalten Sie eine Übersicht mit den für Sie freigeschalteten Materialien.

Eine Kopie mit diesen Informationen wird ebenfalls per Mail an Sie rausgeschickt.

- Sie sind jetzt in Ihrem Kurs angemeldet.
- Wählen Sie **Login now**, um mit dem Kurs zu beginnen.

The screenshot shows the 'Confirmation & Summary' page of the Pearson registration process. At the top, the Pearson logo is on the left, and a progress bar titled 'Steps to Register' shows three steps: 'Access Information' (checked), 'Account Information' (checked), and 'Confirmation & Summary' (active). Below the progress bar, the page title 'Confirmation & Summary' is followed by a 'Print This Page' button. The main text states: 'You have subscribed to a Pearson Education online product. Please [print this page](#) as your receipt. You will also receive a confirmation email for your records.' A blue bar with a question mark icon indicates 'You now have access to...'. Below this, 'MasteringChemistry' is listed with a 'Log In Now' button. A note says: 'If you need to review or edit your account information, visit your [Account Summary](#) page.' Account details are listed in two columns: Role: Student, Expiration Date: May 11, 2017, Section or Module: MasteringChemistry on the left; and Account ID: 66587782, Order ID: 150402155, Login Name: test.pearson@yahoo on the right. Another blue bar with a question mark icon indicates 'About Your Transaction'. Below this, it says: 'If you have any problems logging into or using this site, please contact [Customer Technical Support](#). If you need to review or edit your account information, visit your [Account Summary](#) page.' Transaction details are listed: Transaction Date: Mon May 11 09:56:53 EDT 2015, Order ID: 150402155, Email Address: test.pearson@yahoo.de. At the bottom, the copyright notice 'Copyright Pearson Education, 1997-2015' and links for 'Customer Technical Support', 'Privacy Policy', and 'License Agreement' are provided.

PEARSON

Steps to Register

Access Information Account Information Confirmation & Summary

Confirmation & Summary [Print This Page](#)

You have subscribed to a Pearson Education online product. Please [print this page](#) as your receipt. You will also receive a confirmation email for your records.

You now have access to... ?

MasteringChemistry

[Log In Now](#)

If you need to review or edit your account information, visit your [Account Summary](#) page.

Role: Student Account ID: 66587782
Expiration Date: May 11, 2017 Order ID: 150402155
Section or Module: MasteringChemistry Login Name: test.pearson@yahoo

About Your Transaction ?

If you have any problems logging into or using this site, please contact [Customer Technical Support](#). If you need to review or edit your account information, visit your [Account Summary](#) page.

Transaction Date: Mon May 11 09:56:53 EDT 2015
Order ID: 150402155
Email Address: test.pearson@yahoo.de

Copyright Pearson Education, 1997-2015
[Customer Technical Support](#) | [Privacy Policy](#) | [License Agreement](#)

Wie starte ich in MasteringChemistry?

3

Wie starte ich in MasteringChemistry

- Speichern Sie am Besten die **Login-URL** als Lesezeichen ab.
- Geben Sie Ihr **Benutzernamen** und **Passwort** ein

https://myomlab.mathxl.com/loghttps://www.masteringchemistry.com/site/login.htmlin3_momlintl.htm



PEARSON

ALWAYS LEARNING

MasteringChemistry®


EDUCATOR SUPPORT STUDENT SUPPORT

Sign In

Already registered? Sign in with your Pearson account.

Username

Password

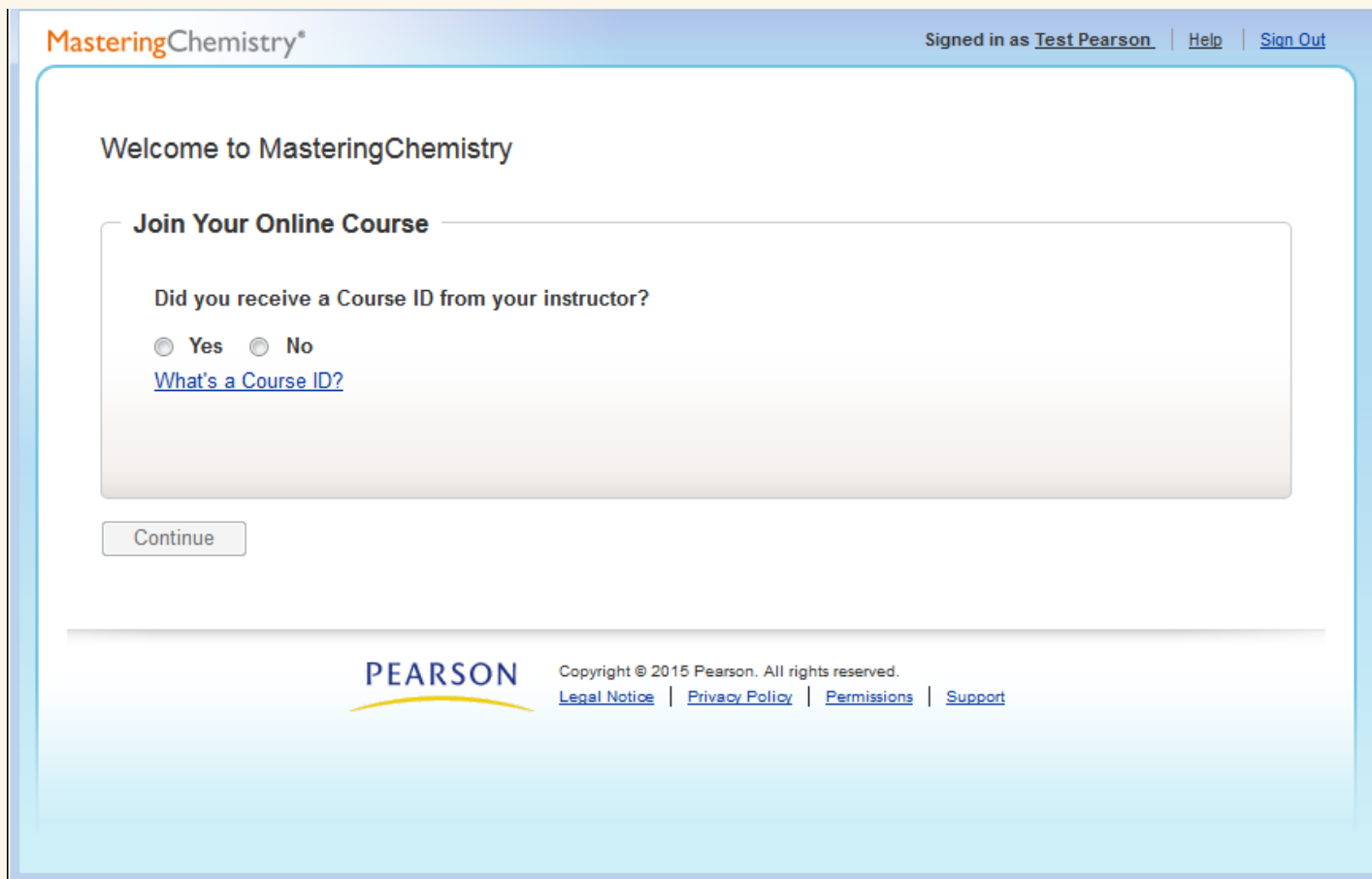
 **SIGN IN**

Forgot your username or password?

New to MasteringChemistry? [Visit our home page to register!](#)

Wie starte ich in MasteringChemistry

- 'Yes' - Bitte geben Sie erneut Ihre Course-ID an:
MCMOTSCHMANN48319



The screenshot shows the MasteringChemistry login interface. At the top, the logo 'MasteringChemistry*' is on the left, and 'Signed in as Test Pearson | Help | Sign Out' is on the right. The main heading is 'Welcome to MasteringChemistry'. Below it is a section titled 'Join Your Online Course'. Inside this section, the question 'Did you receive a Course ID from your instructor?' is followed by two radio buttons: 'Yes' (selected) and 'No'. A link 'What's a Course ID?' is provided below the radio buttons. A 'Continue' button is located at the bottom of the 'Join Your Online Course' section. At the very bottom of the page, the Pearson logo is on the left, and the copyright notice 'Copyright © 2015 Pearson. All rights reserved.' is on the right, followed by links for 'Legal Notice', 'Privacy Policy', 'Permissions', and 'Support'.

MasteringChemistry* Signed in as [Test Pearson](#) | [Help](#) | [Sign Out](#)

Welcome to MasteringChemistry

Join Your Online Course

Did you receive a Course ID from your instructor?

☒ Yes ☐ No

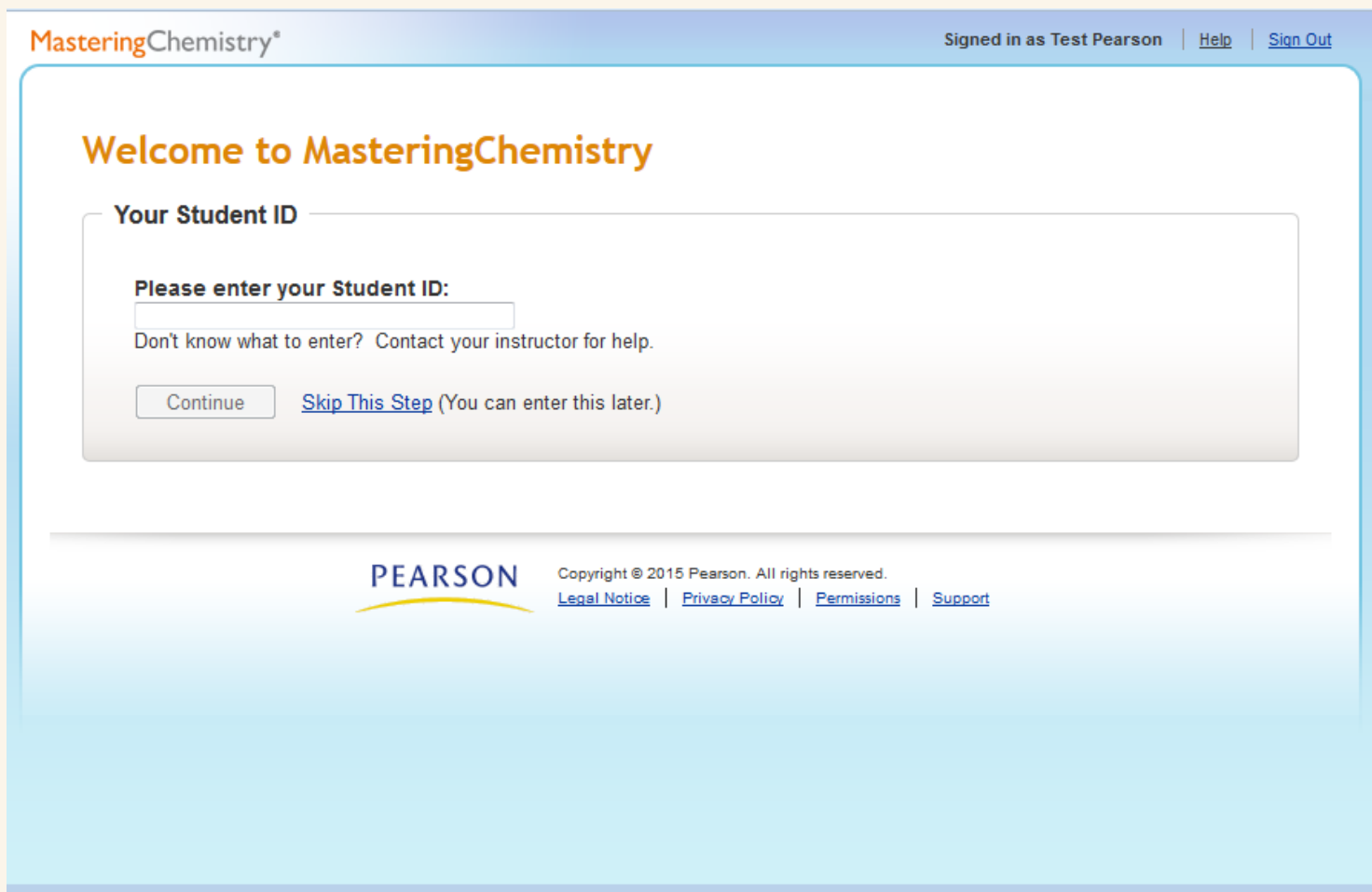
[What's a Course ID?](#)

Continue

PEARSON Copyright © 2015 Pearson. All rights reserved.
[Legal Notice](#) | [Privacy Policy](#) | [Permissions](#) | [Support](#)

Wie starte ich in MasteringChemistry

- Geben Sie Ihre StudentenID an.



The screenshot shows the MasteringChemistry login interface. At the top, the logo "MasteringChemistry*" is on the left, and "Signed in as Test Pearson" with links for "Help" and "Sign Out" is on the right. The main heading is "Welcome to MasteringChemistry". Below this is a section titled "Your Student ID" which contains a text input field. Above the input field is the prompt "Please enter your Student ID:". Below the input field is the text "Don't know what to enter? Contact your instructor for help." At the bottom of this section are two options: a "Continue" button and a link "Skip This Step (You can enter this later.)". The footer of the page features the "PEARSON" logo, the copyright notice "Copyright © 2015 Pearson. All rights reserved.", and a row of links: "Legal Notice", "Privacy Policy", "Permissions", and "Support".

MasteringChemistry* Signed in as Test Pearson | [Help](#) | [Sign Out](#)

Welcome to MasteringChemistry

Your Student ID

Please enter your Student ID:

Don't know what to enter? Contact your instructor for help.

[Continue](#) [Skip This Step](#) (You can enter this later.)

PEARSON Copyright © 2015 Pearson. All rights reserved.
[Legal Notice](#) | [Privacy Policy](#) | [Permissions](#) | [Support](#)

Wie starte ich in MasteringChemistry

- Im Kalender finden Sie die Hausaufgaben, die Ihr Dozent Ihnen bereitgestellt hat.

'Study Area' siehe folgende Seite

The screenshot shows the MasteringChemistry interface for a course titled 'Organische Grundvorlesung'. The top navigation bar includes 'Course Home', 'Assignments', 'Scores', 'eTest', and 'Study Area'. A red box highlights the 'Assignments' and 'Study Area' buttons. A red arrow points from the text 'Study Area' siehe folgende Seite to the 'Study Area' button. A blue arrow points from the text 'Im Kalender finden Sie die Hausaufgaben...' to the 'Course Calendar' section. The 'Course Calendar' shows a calendar for May 2015, with the date 12 highlighted in yellow. The date 18 is also highlighted with a blue box and labeled 'Stereochemie' and 'Alkene'. The right sidebar contains sections for 'Course Materials' and 'Learn More'.

MasteringChemistry®

Signed in as Test Pearson. | Help | Sign Out

Organische Grundvorlesung

My Courses | Course ID: OCGRUNDREISER2015 | Course Ends: 09/08/16

Course Home Assignments Scores eTest Study Area

Announcements

Your instructor hasn't posted any announcements.

[View All Announcements](#)

Course Calendar

May 2015

Sunday	Monday	Tuesday	Wednesday	Thursday	Friday	Saturday
26	27	28	29	30	1	2
3	4	5	6	7	8	9
10	11	12	13	14	15	16
17	18 Stereochemie Alkene	19	20	21	22	23
24	25	26	27	28	29	30
31	1	2	3	4	5	6

[View All Assignments](#)

Course Materials

Get documents and other files posted by your instructor.

[View Documents](#)

[View Lectures](#)

Learn More

- [Getting Started](#)
- [How-To Video Tours](#)
- [FAQs](#)
- [Five Ways to Improve Your Grade](#)
- [Tutoring Services](#)

PEARSON

Copyright © 2015 Pearson. All rights reserved.
[Legal Notice](#) | [Privacy Policy](#) | [Permissions](#) | [Support](#)

Wie starte ich in MasteringChemistry

- Über **StudyArea** haben Sie weitere Zusatzmaterialien zum Buch, die Ihnen beim Lernen der Kursinhalte interaktiv weiterhelfen.

The screenshot shows the MasteringChemistry interface for Organic Chemistry, Seventh Edition. The header includes the title "ORGANIC CHEMISTRY" and authors "Paula Yurkanis Bruice". A navigation bar shows the current chapter: "Chapter 1: Remembering General Chemistry: Electronic Structure and Bonding". The left sidebar, labeled "STUDY AREA", lists various resources: Student Home, Lecture PPTs, Interactive Molecular Animations, Biographical Sketches, Get Ready for Organic Chemistry, eText, Word Study Tools, Answers to Selected Problems, and Tables of Physical Properties. The main content area, titled "Student Home", features three numbered sections: 1. Direct Your Learning (with a link to eText), 2. Test Yourself (with a link to Question Sets), and 3. Extend Your Knowledge (with links to Lecture PowerPoints and Interactive Molecular Animations). The footer contains copyright information for Pearson Education, Inc., dated 1995-2015, and links to Legal Notice, Privacy Policy, and Permissions.

SEVENTH EDITION

ORGANIC CHEMISTRY

Paula Yurkanis Bruice

Home System Reqs Tech Support Feedback

Chapter 1: Remembering General Chemistry: Electronic Structure and Bonding GO

Site Search: GO

Home > Chapter 1: Remembering General Chemistry: Electronic Structure and Bonding > Student Home

STUDY AREA

- Student Home
- Lecture PPTs
- Interactive Molecular Animations
- Biographical Sketches
- Get Ready for Organic Chemistry
- eText
- Word Study Tools
- Answers to Selected Problems
- Tables of Physical Properties

Student Home

- 1 Direct Your Learning
 - [eText](#)
- 2 Test Yourself
 - [Question Sets](#)
- 3 Extend Your Knowledge
 - [Lecture PowerPoints](#)
 - [Interactive Molecular Animations](#)

Copyright © 1995 - 2015 [Pearson Education](#). All rights reserved. Pearson Prentice Hall is an imprint of [Pearson](#).
[Legal Notice](#) | [Privacy Policy](#) | [Permissions](#)

Fragen?

4

Weitere Fragen zu MasteringChemistry?

- Gehen Sie auf <http://247.pearsoned.co.uk> und suchen nach der Antwort oder kontaktieren Sie uns via Chat oder Telefon.

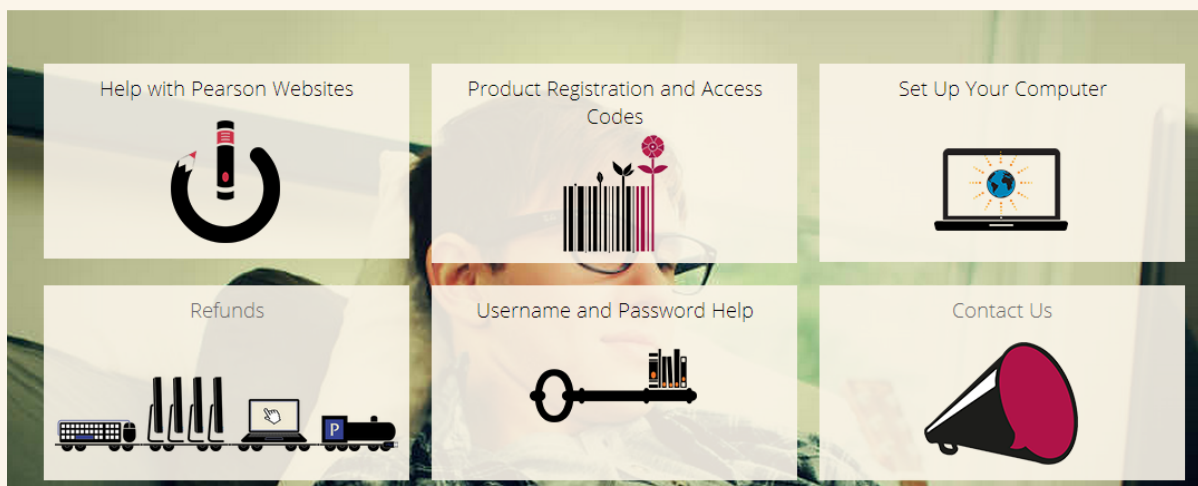
Pearson 24/7 Technical Support

Search for answers here

Search

[Search Tips](#)

[Advanced Search](#)



Contact Us

This contact form has been built to expedite your questions while offering self-help solutions along the way.

There are **three steps**: choosing how you'd like to contact us, selecting a product, and either finding the correct customer service phone number to match your product or picking a category that best describes your issue.

Step One: Choose a contact method



Start a Live Chat



Give Us a Call

Wenn Sie eine schnelle Hilfe wünschen, halten Sie bitte folgende Informationen bereit:

- Ihren Namen, eMail-Adresse, Loginnamen und Passwort (wenn verfügbar)
- Namen Ihrer Institution
- Namen Ihres Dozenten
- Ihre Kurs-ID (*siehe Seite 4 in diesem Dokument*)
- Das Lab in dem Sie arbeiten (*MyOMLab*)
- Titel, Autor und Auflage des Buches (*siehe Seite 2 in diesem Dokument*)
- Eine kurze Beschreibung des Problems (*Bitte auf Englisch*)

Viel Erfolg mit MasteringChemistry !

